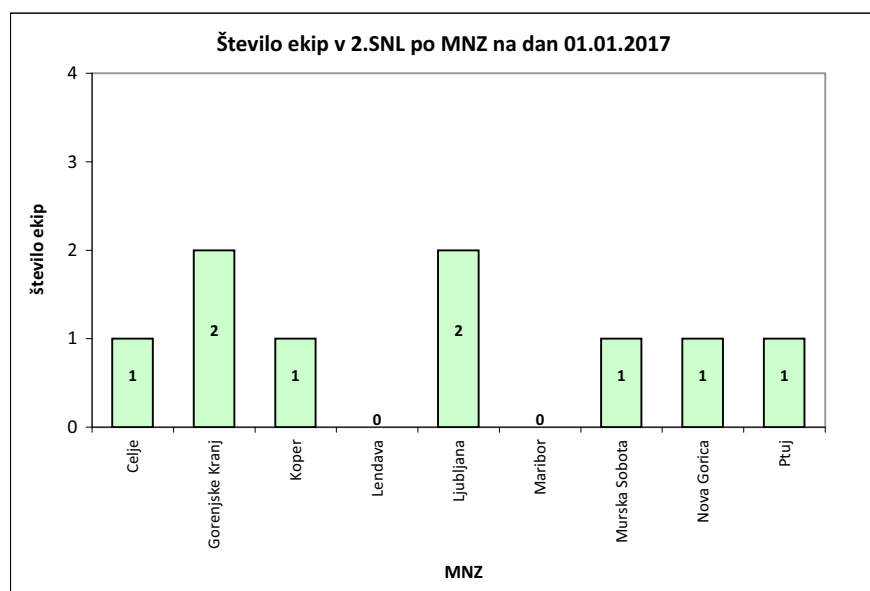
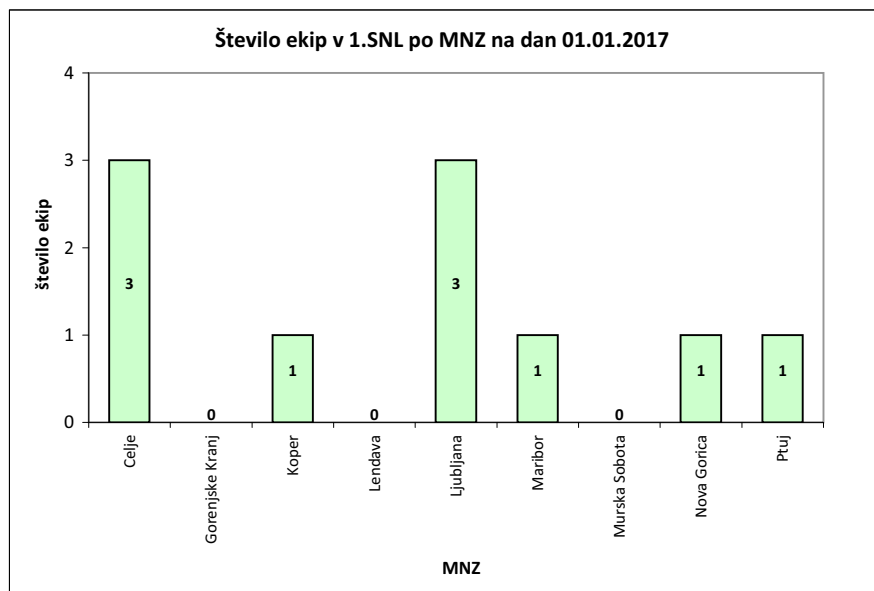
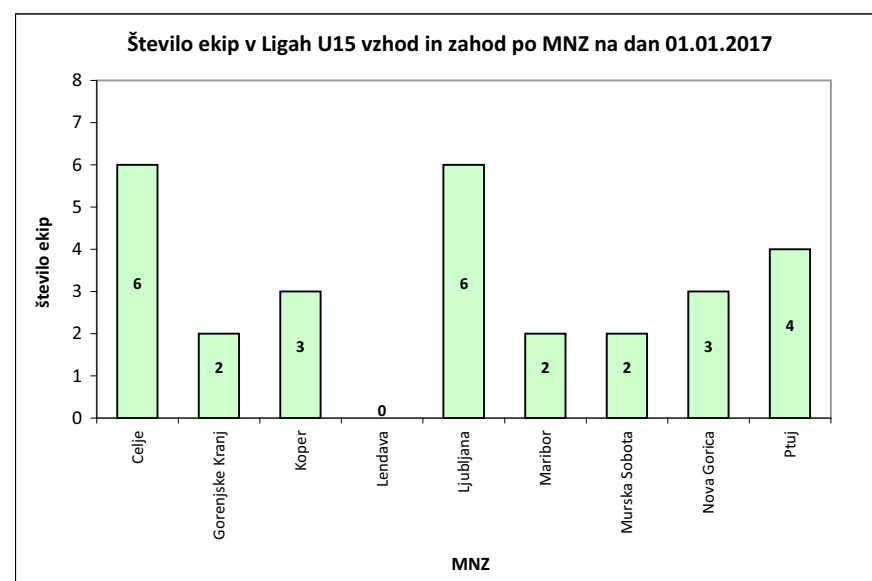
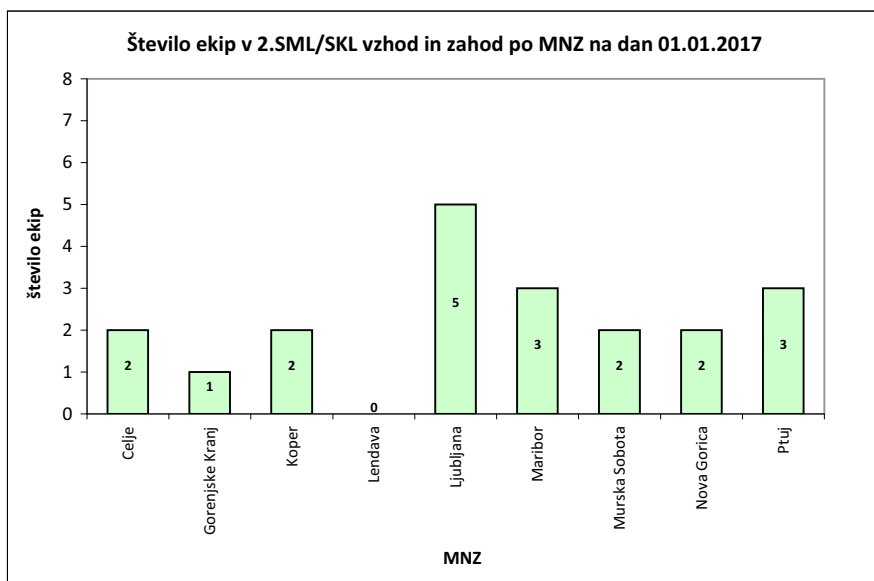
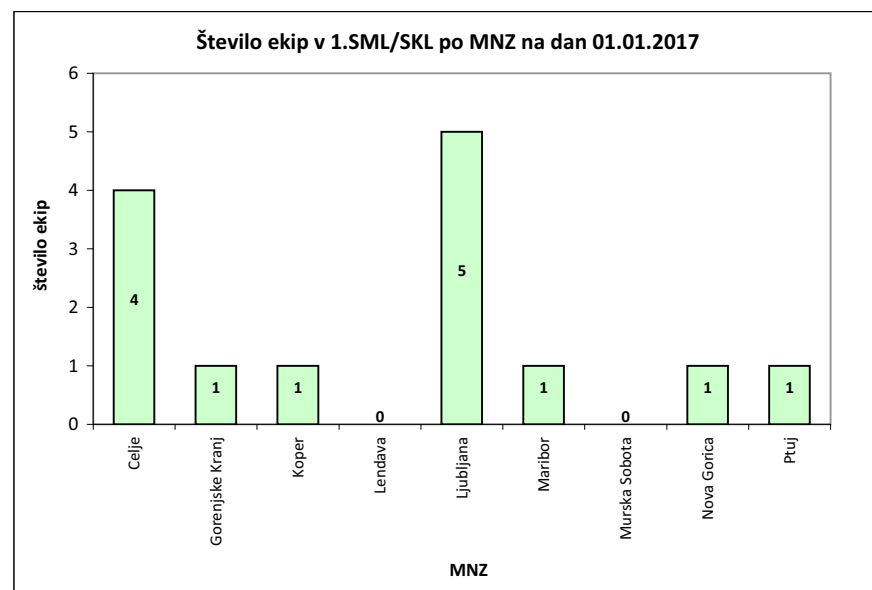
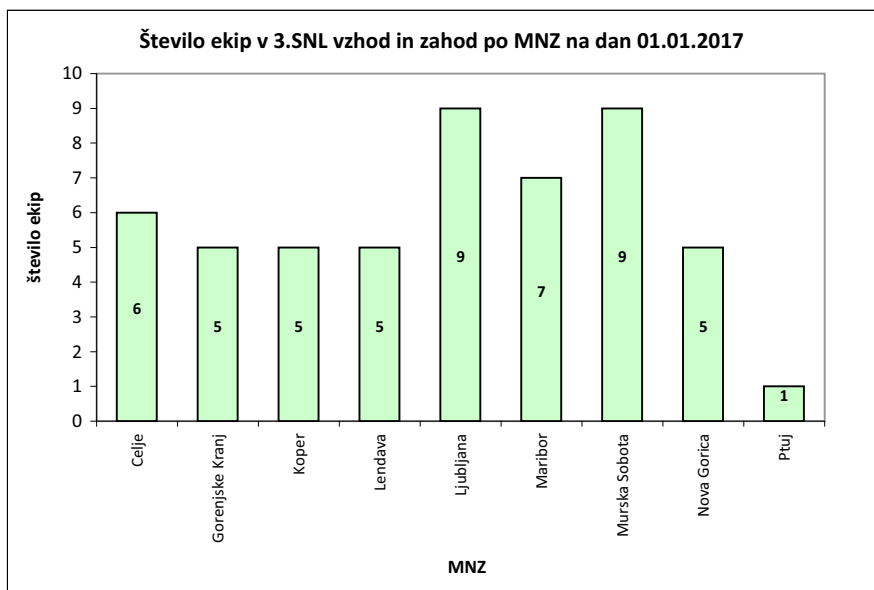


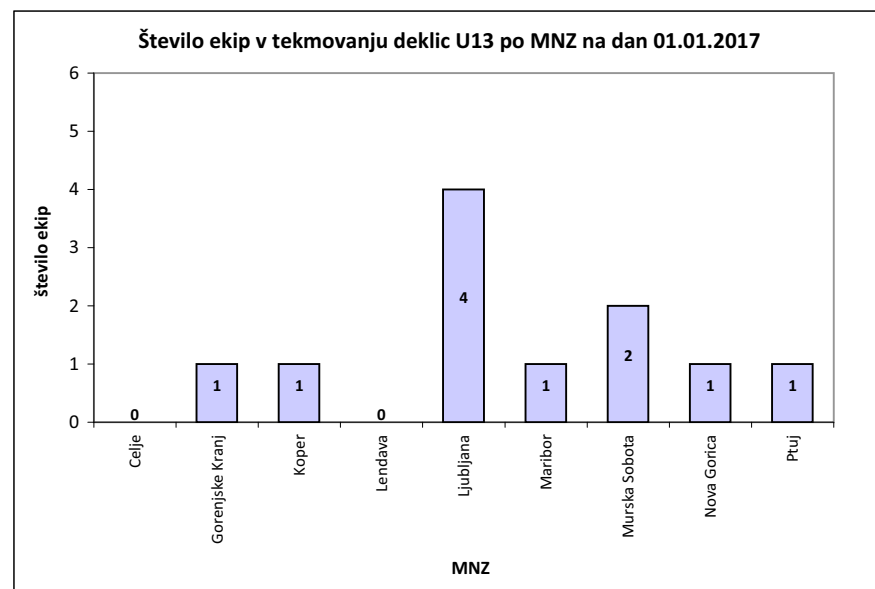
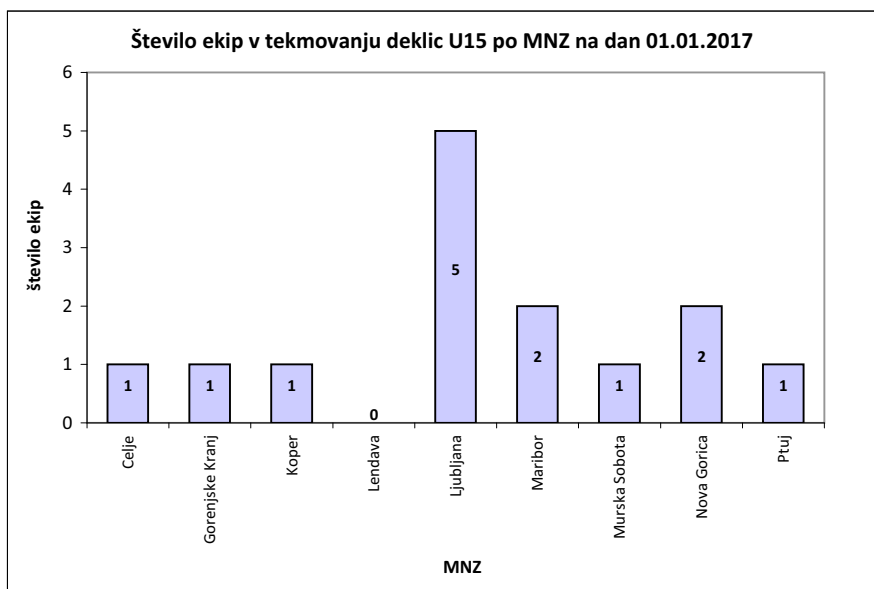
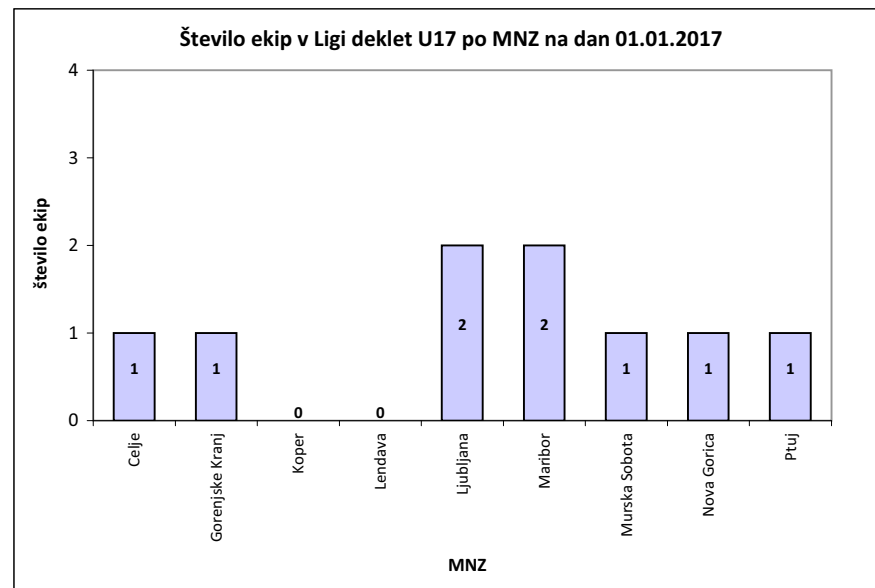
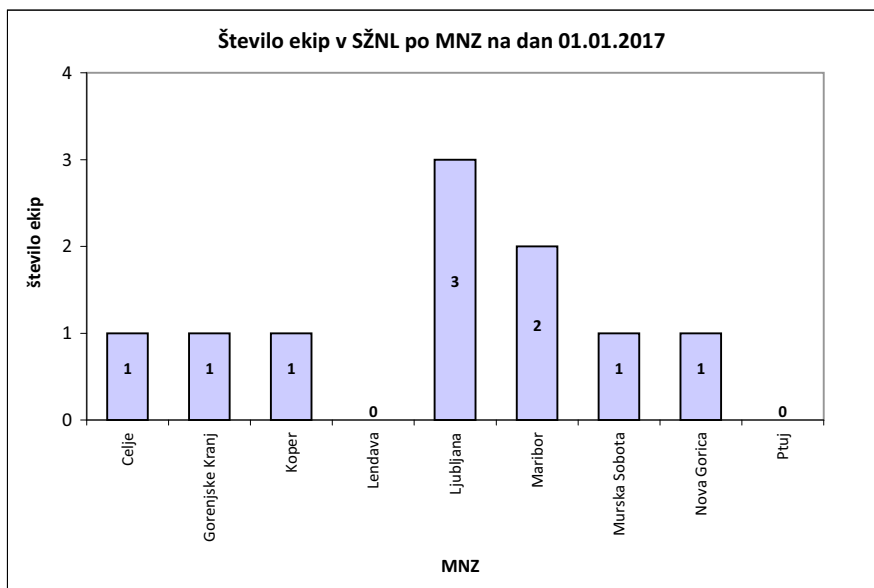
Razporeditev ekip nogometnih klubov v tekmovanjih NZS in MNZ na dan 01.01.2017

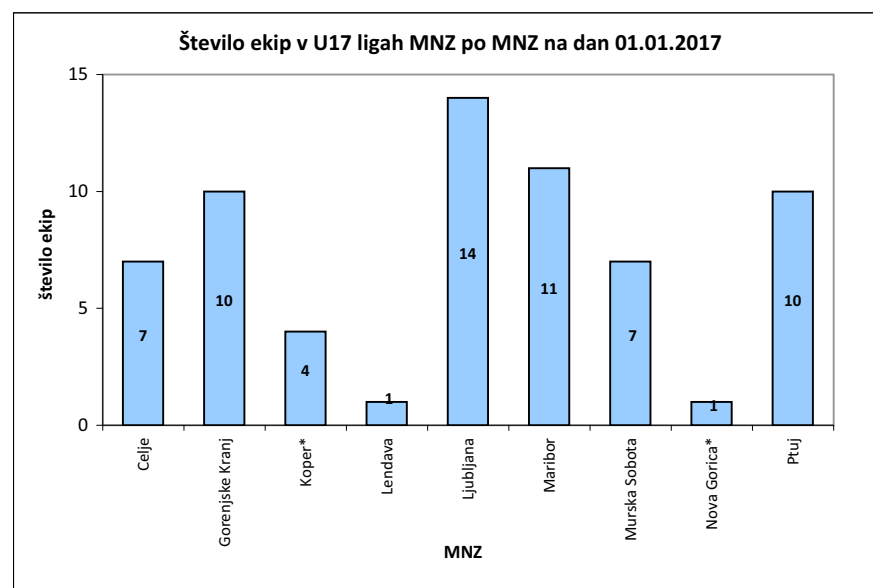
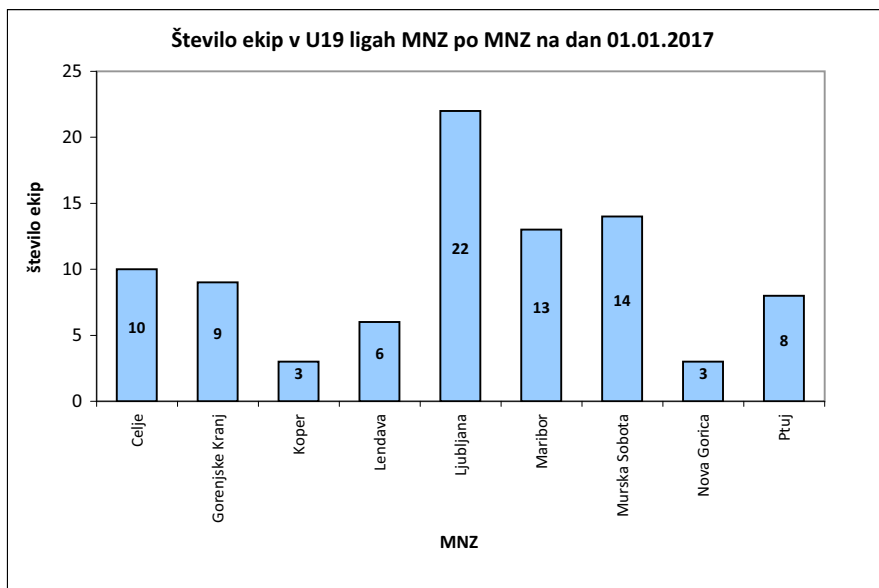
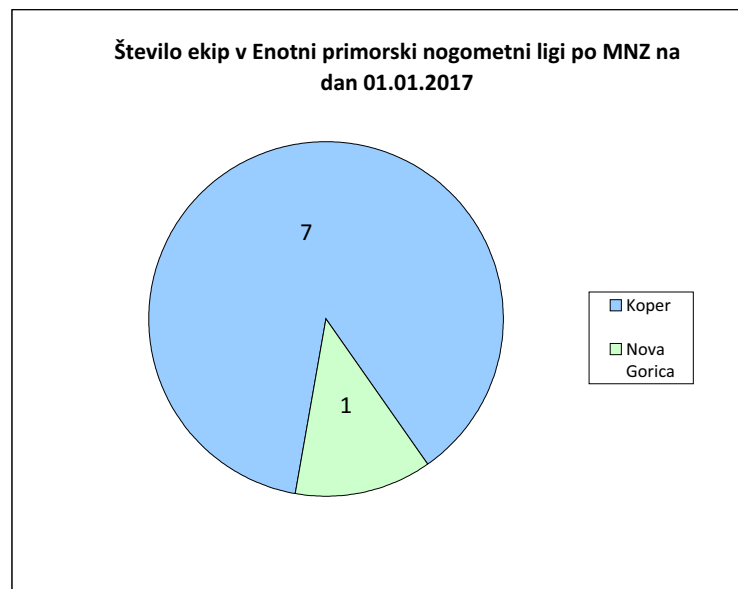
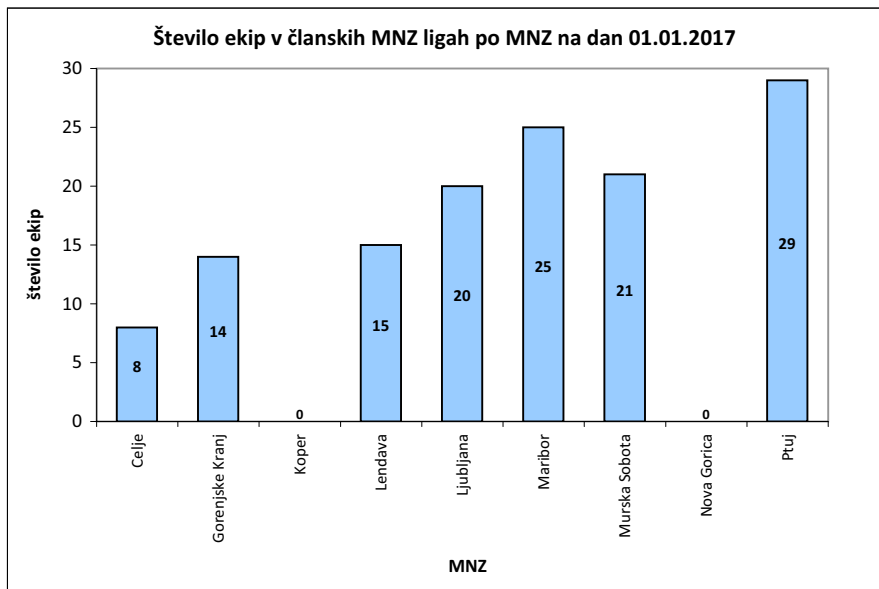
Z.št.	MNZ	Tekmovanja NZS											Skupaj	EPNL	Tekmovanja MNZ									Skupaj	VSE
		1.SNL	2.SNL	3.SNL	1.SML	1.SKL	2.SML	2.SKL	U15	ŠŽNL	DU17	DU15			DU13	ČL	U19	U17	U15	U13	U11	U9			
1	Celje	3	1	6	4	4	2	2	6	1	1	1	0	31	0	8	10	7	15	29	30	30	129	160	
2	Gorenjske Kranj	0	2	5	1	1	1	1	2	1	1	1	1	17	0	14	9	10	18	22	24	28	125	142	
3	Koper	1	1	5	1	1	2	2	3	1	0	1	1	19	7	0	3	4	10	14	18	17	73	92	
4	Lendava	0	0	5	0	0	0	0	0	0	0	0	0	5	0	15	6	1	5	5	10	11	53	58	
5	Ljubljana	3	2	9	5	5	5	5	6	3	2	5	4	54	0	20	22	14	38	63	81	85	323	377	
6	Maribor	1	0	7	1	1	3	3	2	2	2	2	1	25	0	25	13	11	24	32	36	45	186	211	
7	Murska Sobota	0	1	9	0	0	2	2	2	1	1	1	2	21	0	21	14	7	10	21	23	23	119	140	
8	Nova Gorica	1	1	5	1	1	2	2	3	1	1	2	1	21	1	0	3	1	5	12	12	15	49	70	
9	Ptuj	1	1	1	1	1	3	3	4	0	1	1	1	18	0	29	8	10	12	17	26	22	124	142	
SKUPAJ		10	9	52	14	14	20	20	28	10	9	14	11	211	8	132	88	65	137	215	260	276	1181	1392	

Legenda: EPNL - Enotna primorska nogometna liga (MNZ KP in MNZ NG).

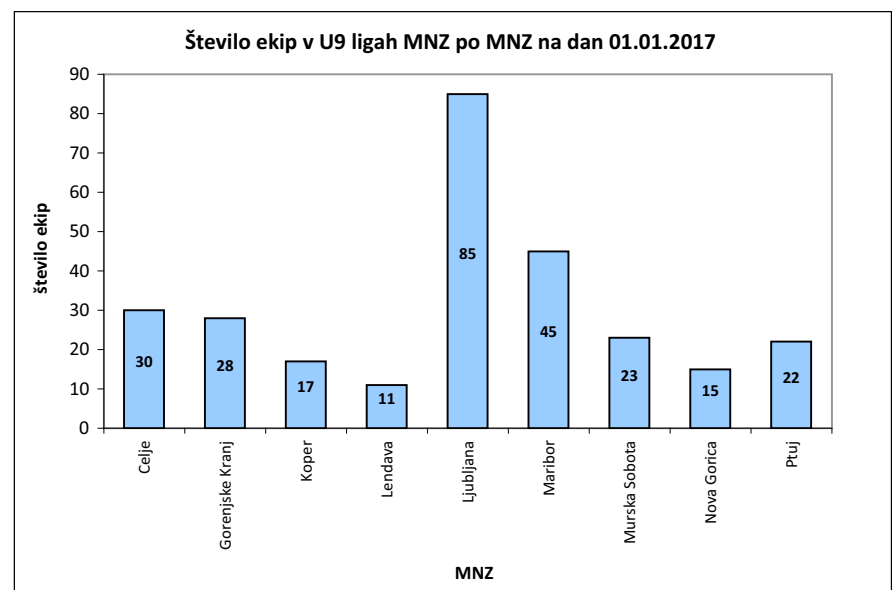
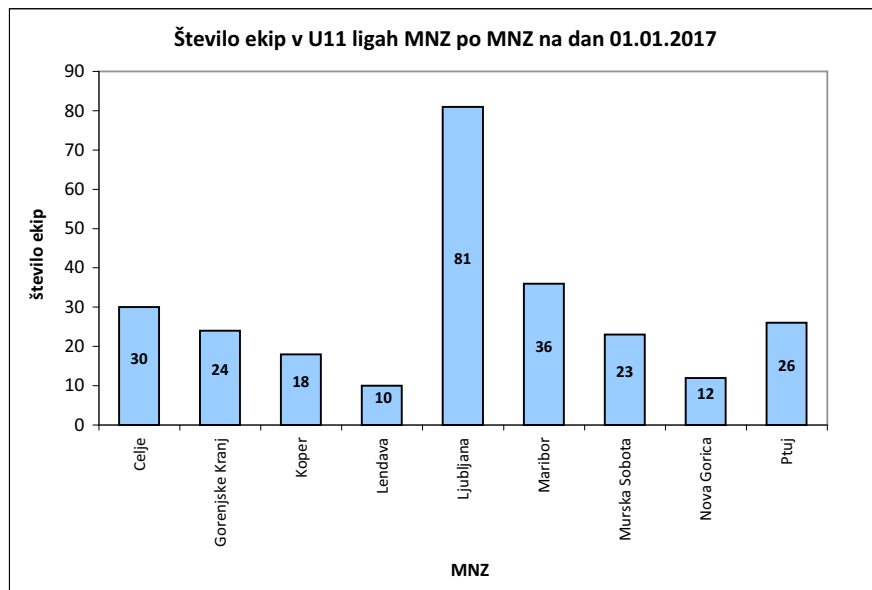
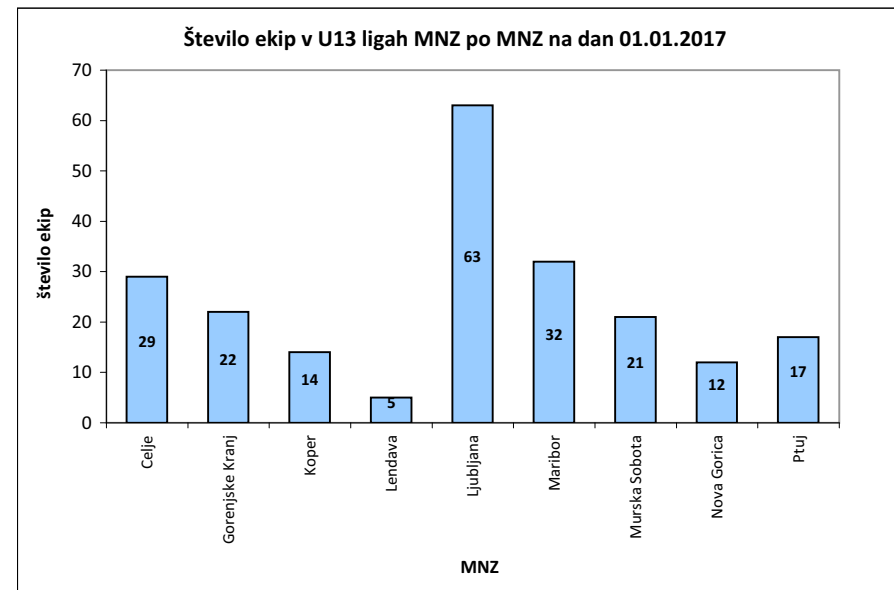
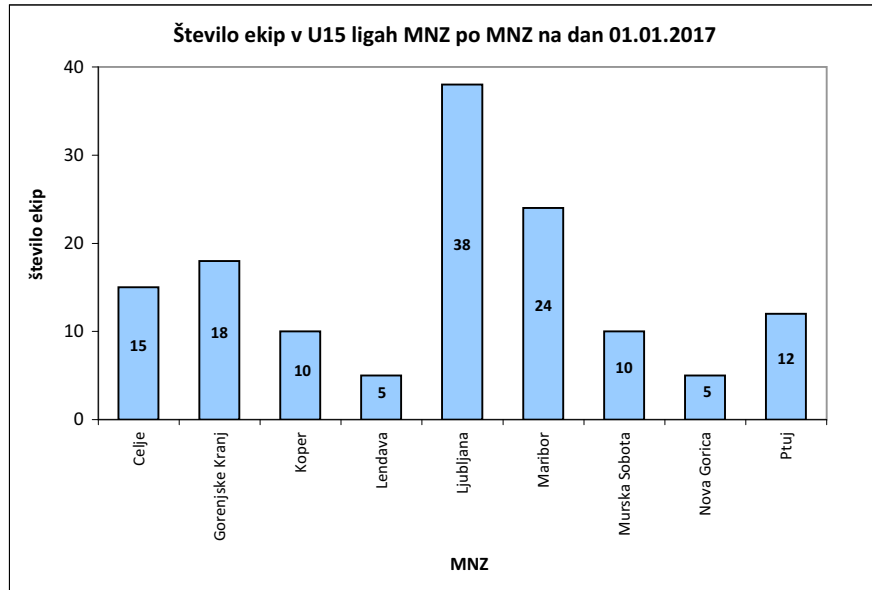






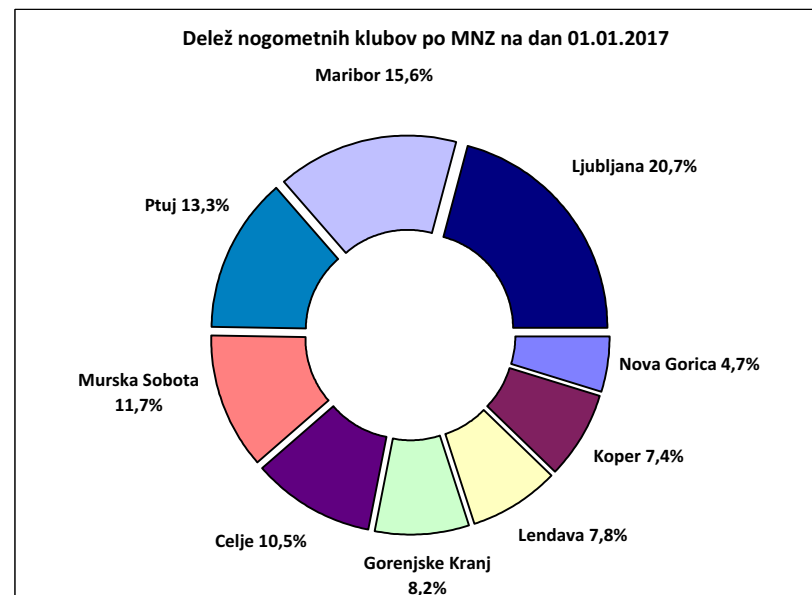
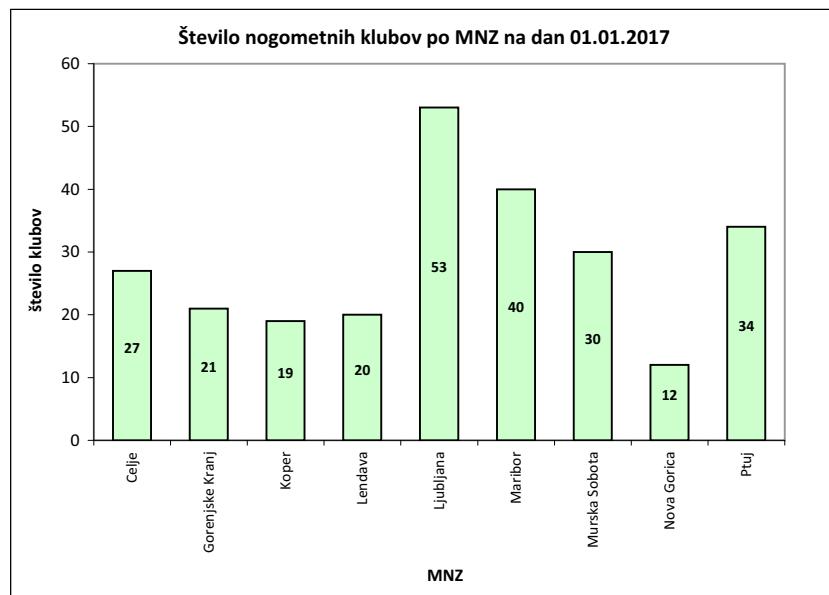


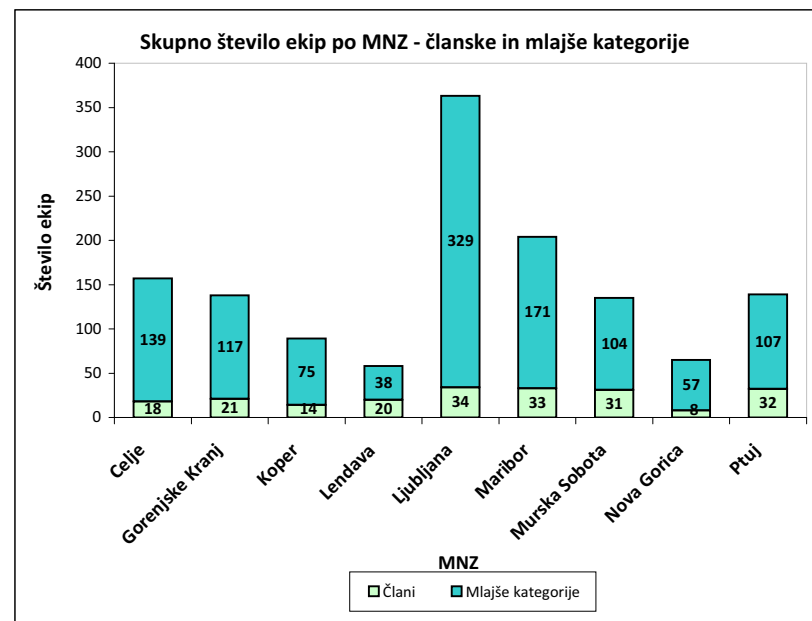
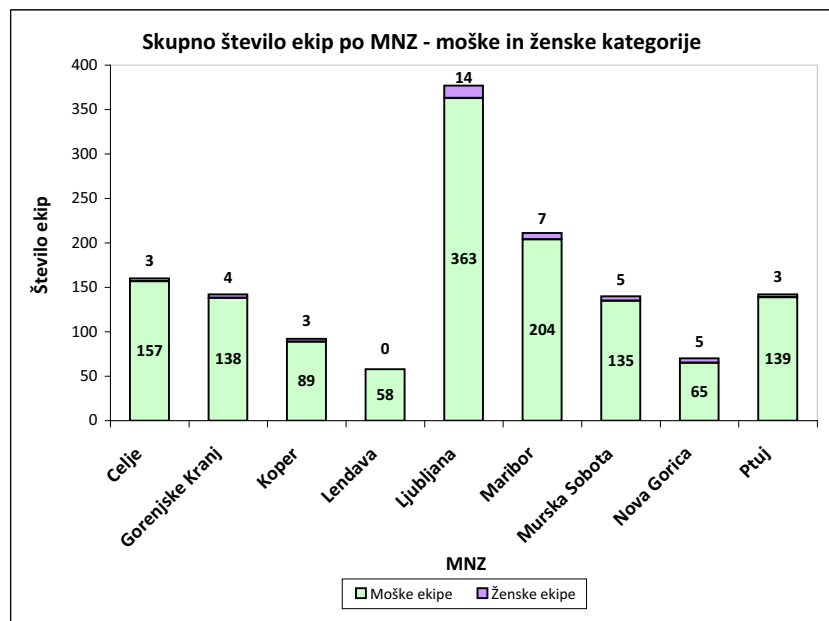
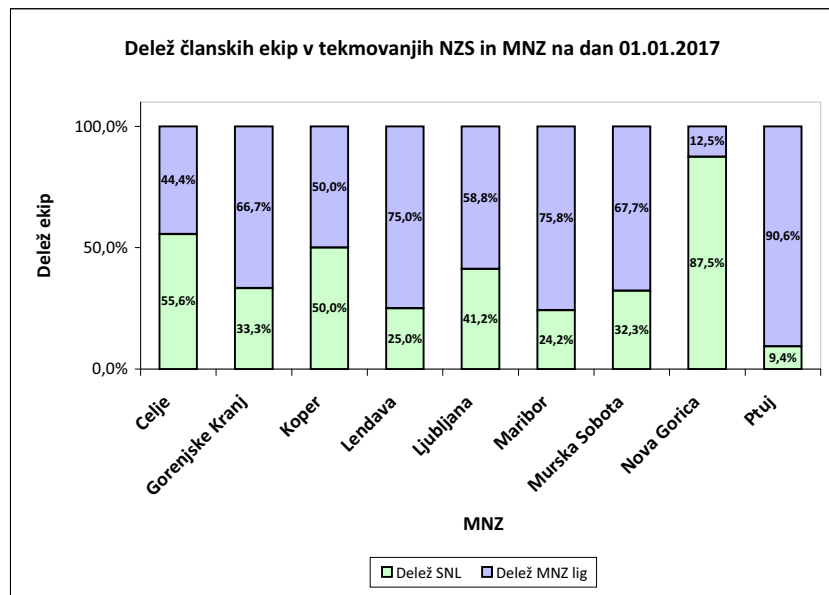
Razporeditev ekip nogometnih klubov v tekmovanjih NZS in MNZ na dan 01.01.2017



Analiza delovanja nogometnih klubov po MNZ na dan 01.01.2017

Z.št.	MNZ	Tekmovanja NZS			Skupaj	Skupaj	Skupaj	Delež	Delež	Št. ekip - moški		Moške	Št. ekip - ženske		Ženske	Število ekip		Skupaj	Pokritost članskih	Skupaj	Strukturalni
		1.SNL	2.SNL	3.SNL	SNL	MNZ lige	SNL+MNZ	SNL	MNZ lig	člani	ml. kat.	kategorije	člani	ml. kat.	kategorije	člani	ml. kat.	ekip	ekip z ml. kateg.	klubov	delež
1	Celje	3	1	6	10	8	18	55,6%	44,4%	18	139	157	1	2	3	19	141	160	7,4	27	10,5%
2	Gorenjske Kranj	0	2	5	7	14	21	33,3%	66,7%	21	117	138	1	3	4	22	120	142	5,5	21	8,2%
3	Koper	1	1	5	7	7	14	50,0%	50,0%	14	75	89	1	2	3	15	77	92	5,1	19	7,4%
4	Lendava	0	0	5	5	15	20	25,0%	75,0%	20	38	58	0	0	0	20	38	58	1,9	20	7,8%
5	Ljubljana	3	2	9	14	20	34	41,2%	58,8%	34	329	363	3	11	14	37	340	377	9,2	53	20,7%
6	Maribor	1	0	7	8	25	33	24,2%	75,8%	33	171	204	2	5	7	35	176	211	5,0	40	15,6%
7	Murska Sobota	0	1	9	10	21	31	32,3%	67,7%	31	104	135	1	4	5	32	108	140	3,4	30	11,7%
8	Nova Gorica	1	1	5	7	1	8	87,5%	12,5%	8	57	65	1	4	5	9	61	70	6,8	12	4,7%
9	Ptuj	1	1	1	3	29	32	9,4%	90,6%	32	107	139	0	3	3	32	110	142	3,4	34	13,3%
SKUPAJ		10	9	52	71	140	211	33,6%	66,4%	211	1137	1348	10	34	44	221	1171	1392	5,4	256	100,0%





Razporeditev ekip klubov malega nogometa v tekmovanjih NZS in MNZ ter analiza delovanja MNZ na dan 01.01.2017

Z.št.	MNZ	Tekmovanja NZS									MNZ	NZS + MNZ	Delež NZS	Delež MNZ lig	Skupaj KMN	Strukturni delež KMN
		1.SFL	2.SFL	3.SFL	SŽFL	U19	U17	U15	U13	SKUPAJ						
1	Celje	2	0	0	1	2	2	1	2	10	0	10	100,0%	0,0%	4	14,3%
2	Gorenjske Kranj	0	1	0	0	1	0	0	0	2	0	2	100,0%	0,0%	1	3,6%
3	Koper	1	0	0	0	1	1	1	1	5	3	8	62,5%	37,5%	4	14,3%
4	Lendava	0	0	0	0	0	0	0	0	0	0	0	0,0%	0,0%	0	0,0%
5	Ljubljana	2	4	0	2	4	2	4	4	22	0	22	100,0%	0,0%	7	25,0%
6	Maribor	2	0	0	2	2	3	2	3	14	0	14	100,0%	0,0%	4	14,3%
7	Murska Sobota	0	0	0	0	0	1	1	1	3	0	3	100,0%	0,0%	1	3,6%
8	Nova Gorica	2	2	0	0	2	2	3	1	12	0	12	100,0%	0,0%	4	14,3%
9	Ptuj	1	2	0	0	3	1	2	2	11	0	11	100,0%	0,0%	3	10,7%
SKUPAJ		10	9	0	5	15	12	14	14	79	3	82	96,3%	3,7%	28	100,0%

